
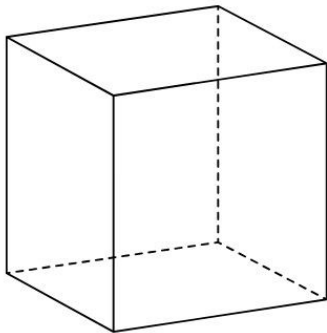


MY PRAYER CUBE



COLOR PICTURES,
CUT & PASTE!




CUBE DIRECTIONS:

- Fill in the blanks on each square. (Or you can leave them blank so you can change your answers every time you pray)
- Color the pictures
- Cut around the outside of the dark lines _____
- Fold on the dotted lines - - - - -
- Shape your cube together
- Glue on the folds.

My Prayer Journal

Name: _____



Someone who lives far away

A large oval frame containing a dashed line that starts as a straight line with an arrowhead, then curves into a circle.

Thank you for:

A large rectangular box with a dashed border and a thick black outline, intended for writing a thank-you message.


For my friend

A vertical rectangular box with a clip at the top, intended for writing a prayer for a friend.

Someone in my family

A vertical rectangular box with a decorative border of hearts and a vertical line of hearts on the right side, intended for writing a prayer for family.

Someone at my school

A horizontal rectangular box with a decorative border, containing a small illustration of a child holding a pencil.

I praise you for:

A vertical rectangular box with a spiral binding at the top, containing an illustration of two hands with hearts on them.